

ECTO 2016 #6 - TempO

Monte Mezza, 3 July 2016

Solutions

Scale 1:2500



STATION 1

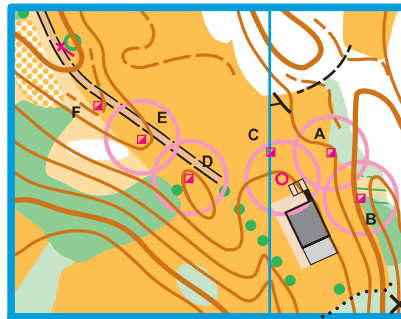
1:1 A-F	○			○	C
1:2 A-F	↗			└	Z
1:3 A-F	⊗			○	B
1:4 A-F	⊗			└	E
1:5 A-F	└				A

STATION 2

2:1 A-F	↗			└	Z
2:2 A-F	⊗			○	E
2:3 A-F	↑	⊗		○	B
2:4 A-F	△			○	F
2:5 A-F	Π	⊗		└	D

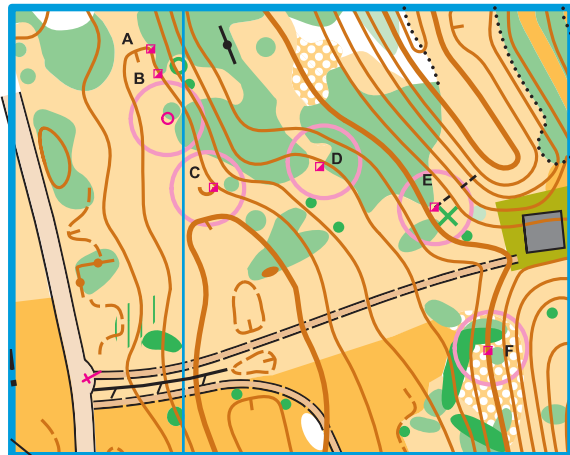
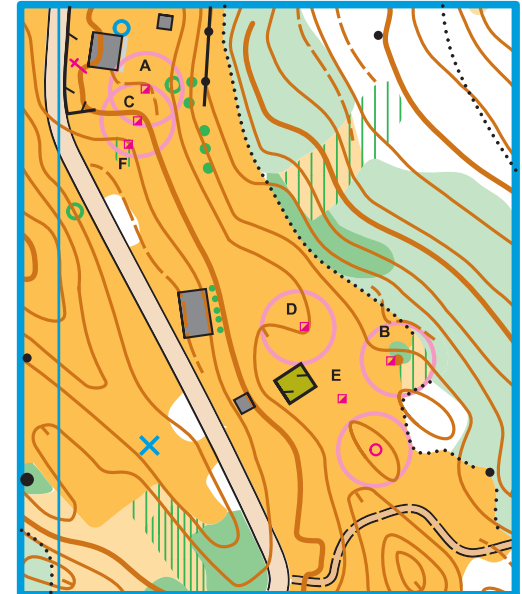
STATION 4

4:1 A-F	⌒				A
4:2 A-F	└				E
4:3 A-F	⊗			○	B
4:4 A-F	○			○	D
4:5 A-F	⌒				Z



STATION 3

3:1 A-F	○				Z
3:2 A-F	└				C
3:3 A-F	●			○	B
3:4 A-F	└				A
3:5 A-F	└				D



STATION 5

5:1 A-F	○			○	C
5:2 A-F	↗	⊗		○	Z
5:3 A-F	↘			✓	E
5:4 A-F	↘	⊗		○	F
5:5 A-F	→	⊗		○	D

STATION 6

6:1 A-F	○			○	E
6:2 A-F	◇			└	B
6:3 A-F	○				Z
6:4 A-F	●			○	C
6:5 A-F	▲			○	Z

